8-32510-2 ✔ ACTIVE

PIDG

TE Internal #: 8-32510-2

Ring Terminals & Spade Terminals, Spade Flange Tongue, 12 – 10 AWG Wire Size, 3 – 6 mm² Wire Size, 5180 – 13100 CMA Wire Size, Stud Size M4 / #8, PIDG

View on TE.com >

Terminals & Splices > Ring Terminals & Spade Terminals > PIDG Flanged Spade Tongue Terminals





Ring & Spade Terminal Type: **Spade Flange Tongue**

Wire Size: **5180 – 13100 CMA**

Stud Size: **#8, M4**

All PIDG Flanged Spade Tongue Terminals (52)

Features

Product Type Features

Shape Description	SPADE-024
Stud Size	#8, M4
Sealable	No
Wire Insulation Support Retention Type	Non-Insulation Support

Configuration Features

Terminal Angle	180 °

Electrical Characteristics

Voltage (Max)	300 V

Body Features

Inspection Slot	No
Insulation Sleeve Color	Yellow
Weight per Piece	2.516 g
Stripe Color	Yellow

Contact Features

Ring & Spade Terminal Type	Spade Flange Tongue
Barrel Type	Closed
Terminal Orientation	Flanged, Straight
Terminal Plating Material	Tin

Mechanical Attachment

Wire Insulation Support	With

Dimensions

Wire Size	5180 – 13100 CMA
Stud Diameter	4.17 mm[.164 in]
Tongue Thickness	1.07 mm[.042 in]
Overall Product Length	25.83 mm[1.017 in]
Accepts Wire Insulation Diameter (Max)	5.84 mm[.23 in]
Accepts Wire Insulation Diameter Range	3.81 – 5.84 mm[.15 – .23 in]

Usage Conditions

Insulation Option	Partially Insulated
Operating Temperature Range	105 °C[221 °F]

Operation/Application

Compatible With Wire Base Material	Copper
Compatible With Wire Plating Material	Tin
Heavy Duty	No

Industry Standards

Government Qualified	No

Packaging Features

Packaging Quantity	50
Packaging Method	Loose Piece

Product Compliance

For compliance documentation, visit the product page on TE.com>

EU RoHS Directive 2011/65/EU	Compliant
EU ELV Directive 2000/53/EC	Compliant
China RoHS 2 Directive MIIT Order No 32, 2016	No Restricted Materials Above Threshold
EU REACH Regulation (EC) No. 1907/2006	

	Current ECHA Candidate List: JUNE 2022 (224) Candidate List Declared Against: JUNE 2022 (224) Does not contain REACH SVHC
Halogen Content	Low Halogen - Br, Cl, F, I < 900 ppm per homogenous material. Also BFR/CFR/PVC Free
Solder Process Capability	Not applicable for solder process capability

Product Compliance Disclaimer

This information is provided based on reasonable inquiry of our suppliers and represents our current actual knowledge based on the information they provided. This information is subject to change. The part numbers that TE has identified as EU RoHS compliant have a maximum concentration of 0.1% by weight in homogenous materials for lead, hexavalent chromium, mercury, PBB, PBDE, DBP, BBP, DEHP, DIBP, and 0.01% for cadmium, or qualify for an exemption to these limits as defined in the Annexes of Directive 2011/65/EU (RoHS2). Finished electrical and electronic equipment products will be CE marked as required by Directive 2011/65/EU. Components may not be CE marked. Additionally, the part numbers that TE has identified as EU ELV compliant have a maximum concentration of 0.1% by weight in homogenous materials for lead, hexavalent chromium, and mercury, and 0.01% for cadmium, or qualify for an exemption to these limits as defined in the Annexes of Directive 2000/53/EC (ELV). Regarding the REACH Regulation, the information TE provides on SVHC in articles for this part number is based on the latest European Chemicals Agency (ECHA) 'Guidance on requirements for substances in articles' posted at this URL: https://echa.europa.eu/guidance-documents/guidance-on-reach

Compatible Parts

TE Part # 59824-1
TETRA-CRIMP PIDG PG FASTON 22-10 ASSY

TE Part # 58433-3
PRO CR ASSY, RBY IS9252

TE Part # 59239-4
HHHT PIDG PG 12-10 ASSY

TE Part # 58423-1
DIE, RBY IS9252

TE Part # 1SET191001R0000
CRIMP-HT

TE Part # 1SET191002R0000
TET CRIMP-HT

TE Part # 169404
CERTI-LOK DIE

Also in the Series | PIDG

Compression Connectors(17)

Crimp Terminal Housings(1)

Crimp Wire Pins, Tabs & Ferrules(41)

Hand Crimping Tools(2)

Knife Disconnects(11)

PCB Terminals(9)



Quick Disconnects(53)

Ring Terminals & Spade Terminals(861)

Special Purpose Terminals(1)

Splices(48)

Documents

Product Drawings

TERMINAL,PIDG SPD FLG 12-10 8

English

CAD Files

Customer View Model

ENG_CVM_CVM_8-32510-2_L.2d_dxf.zip

English

3D PDF

3D

Customer View Model

ENG_CVM_CVM_8-32510-2_L.3d_igs.zip

English

Customer View Model

ENG_CVM_CVM_8-32510-2_L.3d_stp.zip

English

By downloading the CAD file I accept and agree to the Terms and Conditions of use.

Product Specifications

Application Specification

English